



PRACTICE



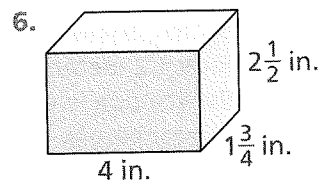
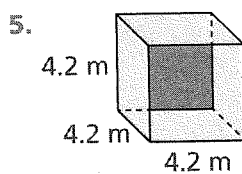
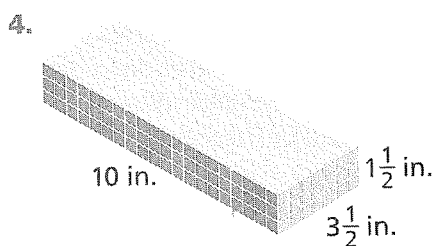
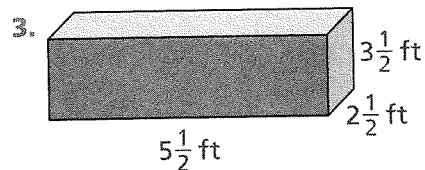
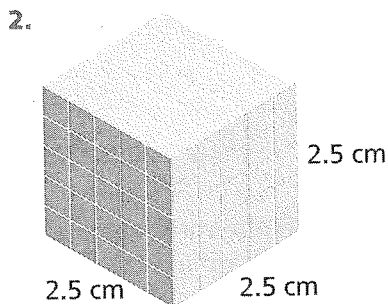
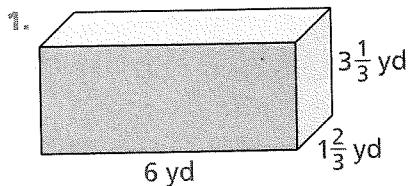
TUTORIAL

Name: \_\_\_\_\_

# 7-8 Additional Practice

Scan for  
Multimedia

In 1-9, find the volume of each rectangular prism.

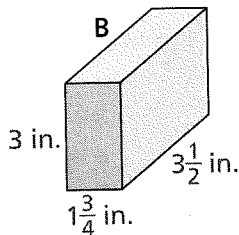
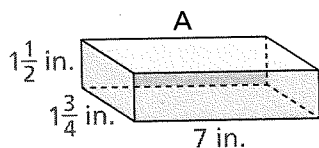


7. length =  $5\frac{1}{4}$  in.  
width =  $3\frac{3}{4}$  in.  
height = 2 in.

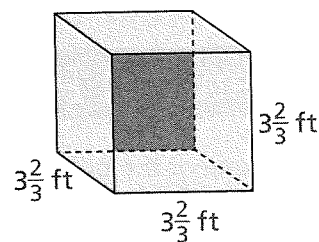
8. length = 1.5 m  
width = 0.75 m  
height = 1.4 m

9. length =  $3\frac{1}{2}$  yd  
width =  $3\frac{1}{2}$  yd  
height =  $3\frac{1}{2}$  yd

10. Reasoning Without calculating, Steven says that prisms A and B have the same volume. Explain why Steven is correct.

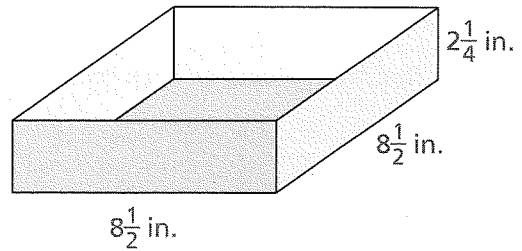


11. Write an equation that you can use to find the volume of the cube. Then find the volume.



In 12 and 13, use the diagram at the right.

12. **Make Sense and Persevere** Marita uses the pan for cornbread. There is  $\frac{3}{4}$  inch of space left at the top of the pan when her cornbread is done baking. What is the volume of the cornbread Marita made?



13. **Model with Math** When Marita pours the cornbread batter into the pan, the pan is half full. Explain how you can find the volume of the batter in the pan. Then find the volume.

14. **Be Precise** A toy box is shaped like a cube with each edge 1.2 meters long. Find the volume of the toy box in cubic meters and in cubic centimeters. How many cubic centimeters are in 1 cubic meter?

15. A playground sandbox is 3.5 meters wide, 2.5 meters long, and 0.3 meter deep. It is filled to the top with sand. What is the volume of the sand in the sandbox?

16. **Higher Order Thinking** Find the volumes of the two rectangular prisms described in the table. If you divide each dimension of the larger prism by 2, how does the new volume compare to its original volume? Explain.

Length	Width	Height	Volume
5 in.	$4\frac{1}{2}$ in.	6 in.	
$2\frac{1}{2}$ in.	$2\frac{1}{4}$ in.	3 in.	

## Assessment Practice

17. Find the volume of the prism.

